

Dr. Gear™



DUMP PUMPS

INDUSTRY STANDARD

PG/PC 101

- 3 piece cast iron construction
- High pressure shaft seals
- Direct acting relief c/w load check
- Pressure balance thrust plates
- Heavy-duty roller bearing
- Two or three line hook-up
- Either shaft rotation
- Optional airshift control
- Factory set relief pressure @ 2500 psi
- Optional mounting bracket
- Dowelled for higher pressure
- Speeds to 2400 rpm
- Pressures to 2500 psi

PG/PC 102

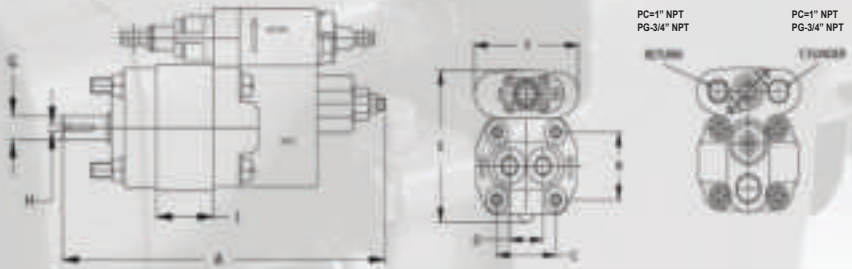
- 3 piece cast iron construction
- High pressure shaft seals
- Direct acting relief c/w load check
- Pressure balance thrust plates
- Heavy-duty roller bearing
- Two or three line hook-up
- Factory set rotation
- Optional airshift control
- Factory set relief pressure @ 2500 psi
- Extended studs for support bracket
- Dowelled for higher pressure
- Speeds to 2400 rpm
- Pressures to 2500 psi



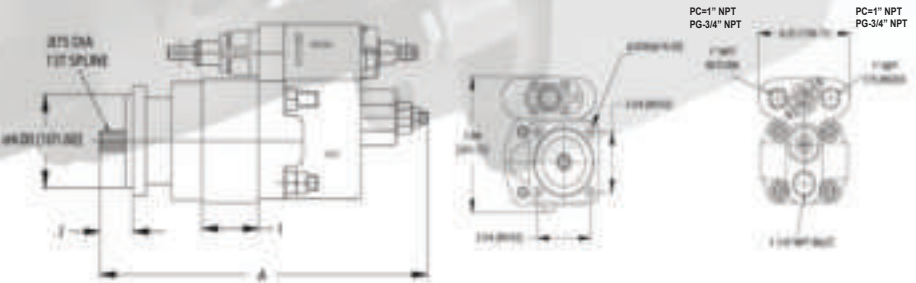
Dr. Gear™



PG/PC 101 - Remote Mount Dimensions

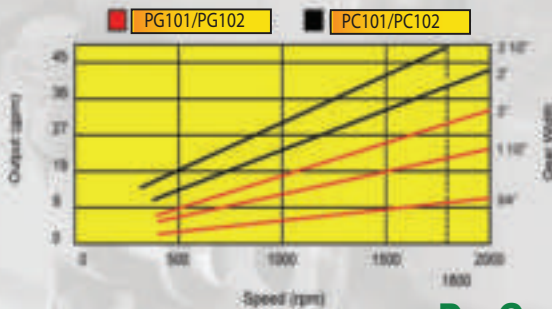


PG/PC 102 - Direct Mount Dimensions



Dimensions

	A	B	C	D	E	F	G	H	1.25	1.20	1.15	1.75	J
PC101	13.12 + GW	3.56	3.56	2"	7.94	6.25	9.88	0.25	3.25	2.75	N/A	N/A	N/A
PG101	10.58	N/A	N/A	1.75	6.12	3.25	9.88	0.25	N/A	2"	0.75	1"	N/A
PC102	13.62 + GW	N/A	N/A	N/A	7.94	6.25	8.75	N/A	3.25	2.75	N/A	N/A	1.62
PG102	11.38 + GW	N/A	N/A	N/A	7.94	6.25	8.75	N/A	N/A	2"	0.75	1"	1.31



Dr. Gear™



PG/PC 101 - PG/PC 102 - Ordering Codes

P 1 0 - S-

A B C D E

A	C	SERIES
	G	SERIES
B	1	REMOTE MOUNT
	2	DIRECT PTO MOUNT
C	X	BI-ROTATION - 101 SERIES ONLY
	L	LEFT HAND ROTATION
	R	RIGHT HAND ROTATION
D	A	AIR SHIFT
	M	MANUAL SHIFT
E	15	INCH OF GEAR WIDTH 1 1/2"
	20	INCH OF GEAR WIDTH 2"
	25	INCH OF GEAR WIDTH 2 1/2"

SERIES	MODEL	GPM @ 1000 RPM		
		1 1/2"	2"	2 1/2"
PG	101	12	17	N/A
PG	102	12	17	N/A
PC	101	N/A	21	27
PC	102	N/A	21	27

AIR SHIFT KIT

The Dr. Gear airshaft kit converts a manual shift pump into an operated pump. This unit can be factory installed or sold separately.
Part # PCASK



L BRACKET

Dr. Gear optional mounting bracket for : PC101 & PG101
Part #PCBRCKT



HWI
0121 9TH ST.
LEWISTON, ID 83501
P:800-452-9440

www.hydwarehouse.com